

# ST. THERESA SCHOOL

# School Profile 2020-2021



4850 Clarewood Drive Oakland, CA 94618 ■ (510) 547-3146 ■ [www.sttheresaschool.org](http://www.sttheresaschool.org)

## Accreditation

Western Association of Schools and Colleges (WASC)  
Western Catholic Educators Association (WCEA)

Ms. Alicia Ortegon, Principal  
Rev. Robert J. McCann, Pastor  
Mrs. Michelle Halligan, Director of Admissions

## Student Body

- Total Enrollment (Grades TK-8): 208  
- Average Class Size: 22 (maximum 29)

## Faculty

- Teaching Staff: 19 (11:1 student ratio)  
- Master's Degree or Higher: 37%  
- Average Years of Experience: 12  
- Average Years at St. Theresa: 11

## Demographics

- Total Families: 152  
- Catholic: 83%  
- Receiving Financial Aid: 13%  
- Student Diversity (Hispanic, Black, Multi-Racial): 29%  
- Oakland Residents: 89% (families also reside in Piedmont, Emeryville, Alameda, Fremont, Berkeley, San Leandro, Hayward, El Sobrante)

## Curriculum

St. Theresa provides a comprehensive & challenging TK-8 curriculum as stipulated by the Diocese of Oakland in accordance with national and state standards. Our core curriculum is Language Arts, Math (accelerated math program in upper grades through Algebra), Religion, Science and Social Studies.

## Enrichment

Courses in Spanish, Music, Art, & Physical Education (TK-8 for all) broaden our students' educational experience. Our music program is led by a Grammy Award winning instructor with students required to participate in band instruction from 2<sup>nd</sup> to 5<sup>th</sup> grade. For 6<sup>th</sup> to 8<sup>th</sup> grade, students choose between band or chorale. Our art program is led by a staff member of Oakland's Museum of Children's Art.

## Technology

Technology is an integrated part of the curriculum. Students have access to a state-of-the-art computer lab (20 desktop computers) in addition to 100 laptops and 24 iPads.

## Service Learning

Every student at St. Theresa participates in age appropriate group service projects that benefit our surrounding community. Grades 6-8 are required to complete 15 hours of individual service per year.

## Academic Achievement

St. Theresa's test scores are consistently among the very highest in the Diocese of Oakland and comparable to many of the top private non-denominational schools in the East Bay.


### Iowa Assessment (Grades 7-8)

- Average Verbal: 86%  
- Average Math: 87%

### Testing into Advanced Subjects in H.S. (last 3 years)

- Math: 48%  
- English: 30%  
- Spanish: 29%

### High School GPA Distribution (H.S. Classes of 2018-2021)



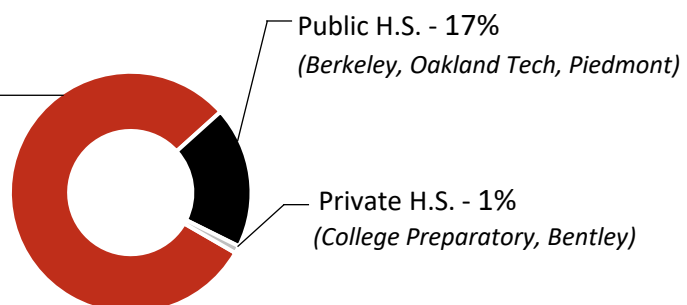
*Iowa Assessments* are nationally standardized achievement tests for K-12 students. The percentage shown represents the National Percentile Rank. NPR is the percentage of students nationwide who took the test at the same grade level or lower than St. Theresa students.

*Testing into advanced subjects:* Percentages show students whose scores placed them in classes above the standard for 9<sup>th</sup> grade. Rising 9<sup>th</sup> graders at this level are generally invited to enroll in Algebra II or Geometry, Honors Spanish & Honors English.

## Graduation Outcomes (cumulative last 4 years)

Catholic H.S. - 82%

(Bishop O'Dowd, Carondelet, Cristo Rey, De LaSalle, Holy Names, St. Ignatius, St. Joseph Notre Dame, St. Mary's)



Public H.S. - 17%  
(Berkeley, Oakland Tech, Piedmont)

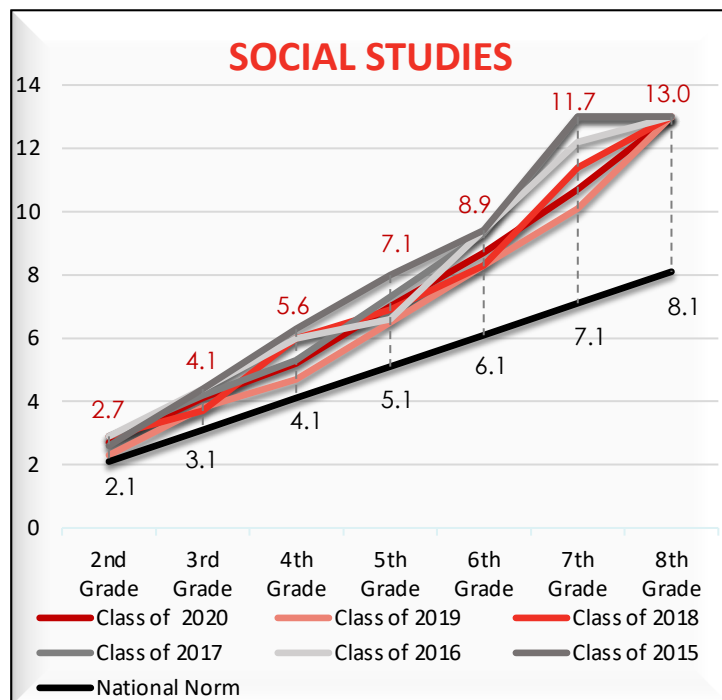
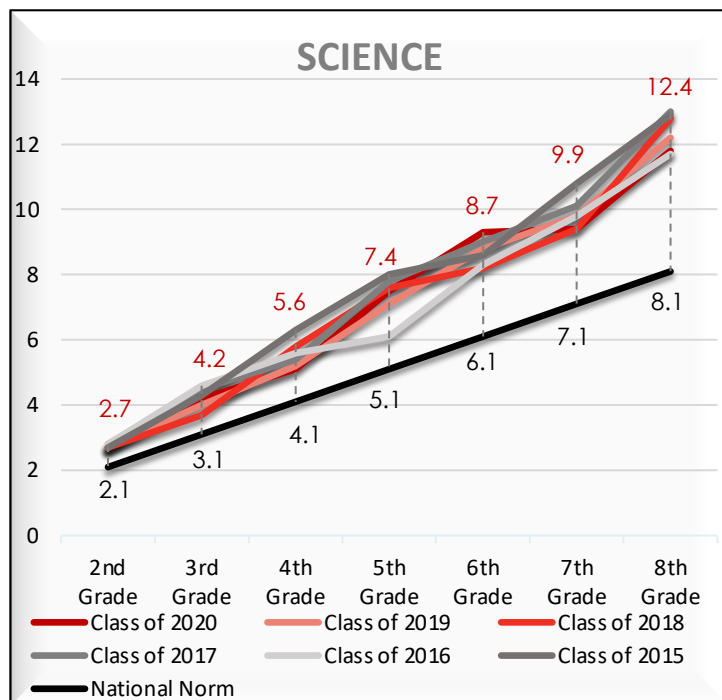
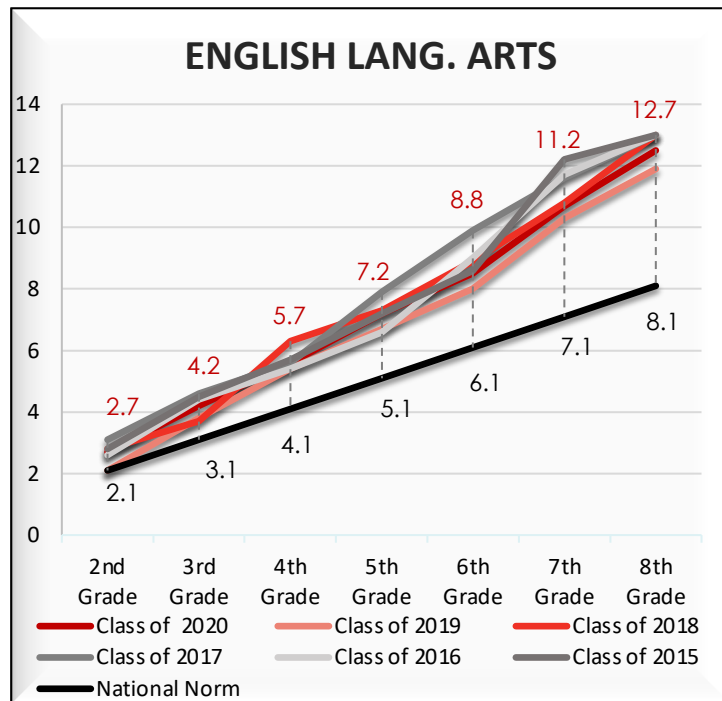
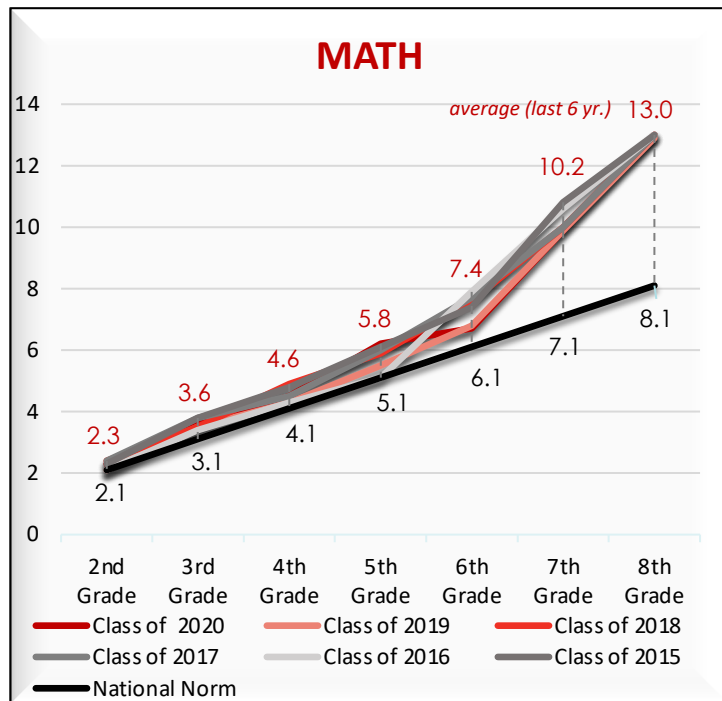
Private H.S. - 1%  
(College Preparatory, Bentley)

# IOWA TEST OF BASIC SKILLS (ITBS)

## St. Theresa Longitudinal Performance



Each year St. Theresa students from grades 2-8 participate in the Iowa Assessments. This test is not required by the Oakland Diocese. St Theresa chooses to participate in this test so that teachers, students and parents can have a better understanding of how the children in each grade level are developing in the four core academic subjects. St Theresa students continually score well above the national norm, with the spread increasing at each grade level. **By 8<sup>th</sup> grade, our students' scores are consistently equal to the average score received by a student in Grade 12-13 on the same assessment.**



The Iowa Test of Basic Skills (ITBS) uses a National Grade Equivalent (NGE) score to describe student performance in terms of grade level and month. It represents the grade and month of the typical student in the nation with the tested student's scores (e.g., a 4<sup>th</sup> grade student scoring a NGE of 6.8 would mean that she received a score equal to the average score received by a student in Grade 6, month 8 on the same assessment).

# HIGH SCHOOL PLACEMENT TEST (HSPT)

St. Theresa Performance in Context – Class of 2018



On the HSPT at a leading Catholic high school in the area, St. Theresa scored significantly higher than the average of all other applicants to the school - 19 points higher on Math, 13 points higher on Language and 11 points higher on Reading. **Historically, 1/3 of the class has tested in the 90<sup>th</sup>+ percentile.**

## MATH:



## READING:



## LANGUAGE:

